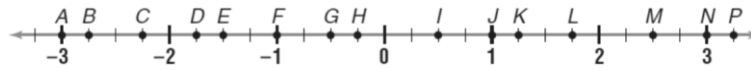


Name: _____

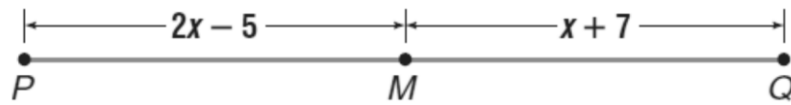
Measuring and Constructing Segments

A) Use the number line to find each measure



- 1) AI
- 2) FK
- 3) AP
- 4) CK
- 5) HM
- 6) JK
- 7) IN
- 8) GH
- 9) AN
- 10) MN
- 11) HL

B) In the figure below, M is the midpoint of \overline{PQ} .

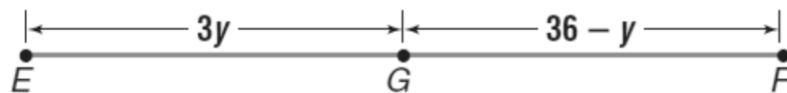


12) Find the value of x .

13) Find the length of PM

14) Find the length of PQ

C) In the figure below, G is the midpoint of \overline{EF} .



15) Find the value of y .

16) Find the length of EG and GF

17) Find the length of EF