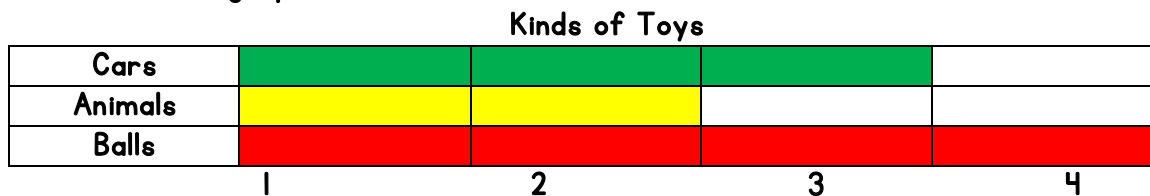


Read a Bar Graph

A bar graph uses bars to show amounts

Examples:

A) Use the bar graph.



1) How many of toys are cars?

3 cars

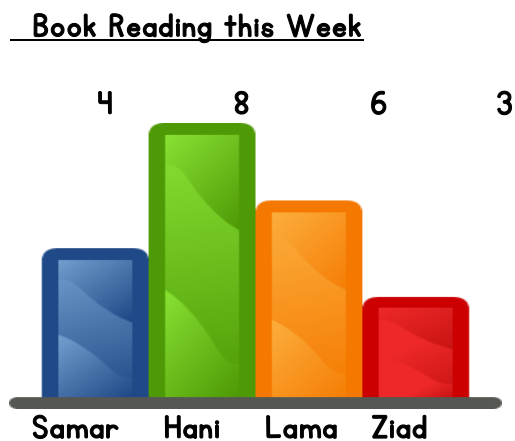
2) Which kind of toys is there the most of?

Balls

3) Which kind of toy is there the fewest of?

Animals

B) Look at the Bar and tell how many.



4) How many books did Lama read?

6 books

6) Who read the least books?

Ziad = 3 books

5) Who read the most books?

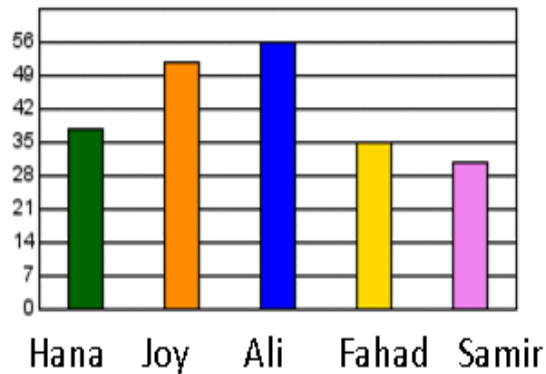
Hani = 8 books

7) How many more books did Hani read than Samar?

$8 - 6 = 2$ books

My Real Life

Number of cookies eaten



1) How many cookies did Hana eat?

Hana ate 36 cookies

2) How many cookies did Ali eat

Ali ate 50 cookies

3) How many cookies did Fahad eat?

Fahad ate 35 cookies

4) Who ate more Samir or Ali?

Samir ate 30 cookies.

Ali ate 50 cookies

Ali ate more cookies

5) Who ate more Joy or Fahad?

Joy ate 51 cookies.

Fahad ate 35 cookies

Joy ate more cookies